

Applications

Make	Model	Year	Type
Opel/Vauxhall	Antara	From 2016	CDTi CDTi EcoFLEX CDTi/Blueinjection
	Cascada	From 2015	
	Insignia-A	2014-2017	
	Insignia-A Country Tourer	2014-2017	
	Insignia-B	From 2017	
	Insignia-B Country Tourer	From 2017	
	Zafira-C Tourer	From 2017	

Engine Code

2.0	LFS/B20DTH, LFS/B20DTR
-----	------------------------

Our products are designed to be used correctly and with care for the purpose for which they are intended. No liability is accepted by Sonic for incorrect use of any of our products, and Sonic cannot be held responsible for any damage to personnel, property or equipment when using the tools. Incorrect use will also invalidate the warranty.

If applicable, the applications database and any instructional information provided has been designed to offer general guidance for a particular tool's use and while all attention is given to the accuracy of the data no project should be attempted without referring first to the manufacturer's technical documentation (workshop or instruction manual) or the use of a recognised authority such as Autodata.

It is our policy to continually improve our products and thus we reserve the right to alter specifications and components without prior notice. It is the responsibility of the user to ensure the suitability of the tools and information prior to their use.

ART NO. 829128

sonic
equipment

Instructions

Engine Timing Chain Tool Kit Vauxhall/Opel 2.0 CDTi



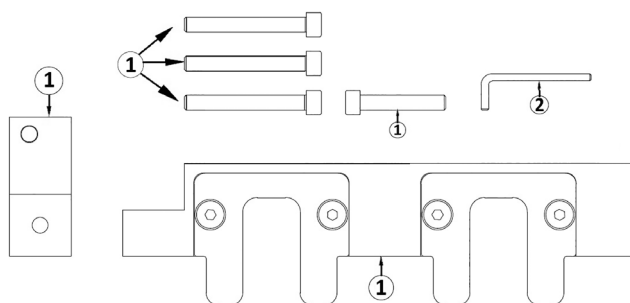
829128 - Engine Timing Chain Tool Kit

Developed to allow the user to lock the camshafts of the vehicles listed in to their "timed" position for the removal and replacement of the camshaft drive chain within the head and removal of the camshafts.

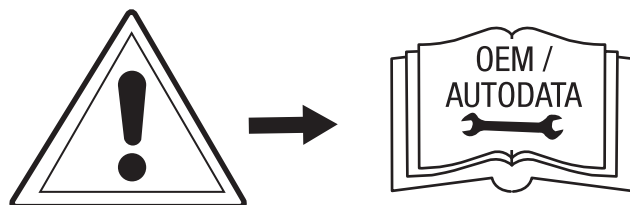
****N.B:** Additional tooling is required if the timing belt is to be replaced to lock the crankshaft and camshaft belt sprockets, please see 829127 for additional tools.

Components

Ref	Comp	OEM	Description
1	4880393	EN-51415	Camshaft Alignment Tool
2	4880274	EN-51418	Tensioner Locking Pin



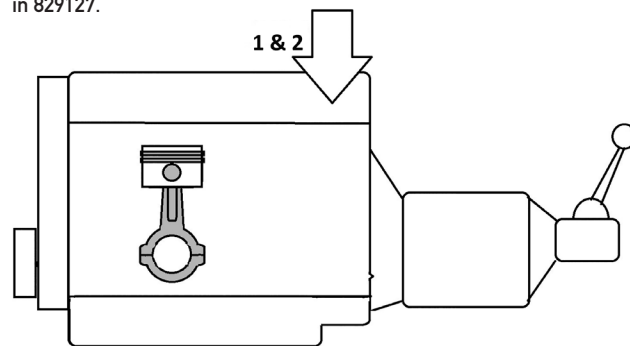
The following instructions are for guidance only. Please refer to OEM derived data such as the vehicles manufacturers own data or Autodata. The use of these engine timing tools is purely down to the user's discretion and Sonic cannot be held responsible for any damage caused whatsoever.



Instructions

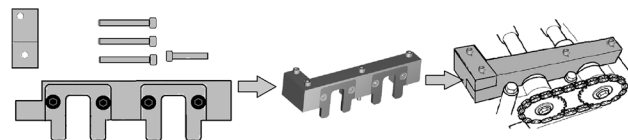
Preparation:

To dismantle the cylinder head and remove the camshafts the camshaft drive belt must first be removed. See additional tool required in 829127.



Components 1 = Camshaft Alignment Tool

To lock the camshafts in their timed position prior to removal of the camshaft transfer chain.



Component 2 = Tensioner Locking Pin

Used to lock the chain tensioner in its retracted position. Push the plunger up and insert the locking pin.

