

Volvo Ball Joint Press Tool

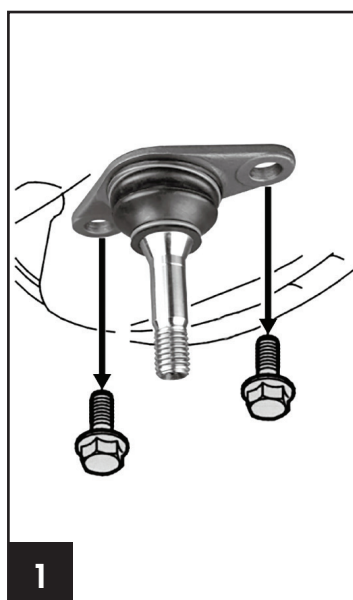
Art. Nr: PT5234

Features

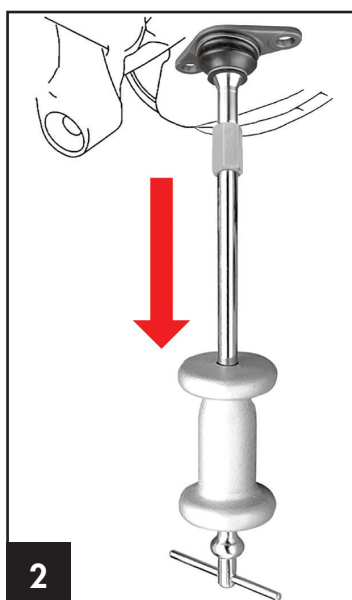
- Specially designed for the Lower Control Arm Ball Point; (M) mounting and (D) dismounting.
- For cars with aluminum control arms and steel wishbones alike.
- Suitable for: **Volvo S60 (2000-2009), S80 (1998-2006), V70 / XC70 (1999-2007), XC90 (2002-2014)**
- OEM Ref. **9995796**



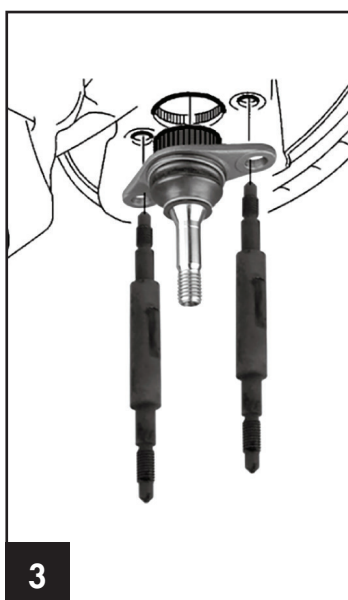
How to Use



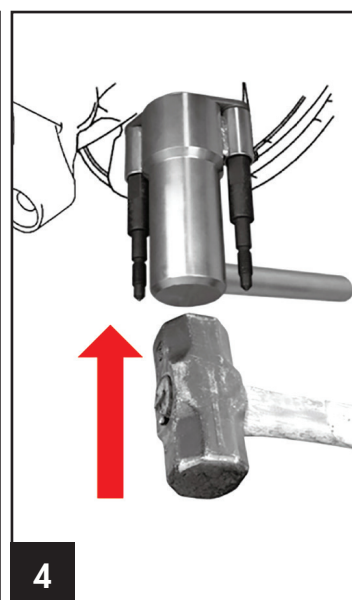
- Remove the ball joint bolts.



- Install the adapter on the ball joint.
- Tap loose the ball joint.



- Install the new ball joint loosely using the guide bolts.



- Press up the ball joint against the seat with the press tool.
- Drive in the ball joint with a hammer.